


*Census Data:  
Know Your Variables*

Resource Note #2  
2001 Census Consortium  
August 2004



# *Preface*

- ✦ The Resource Note is intended to increase our understanding of and broaden our knowledge base on key subject areas that are fundamental in building our capacity in numeric and geographic analysis.
- ✦ It is not an in-depth or comprehensive discussion of the subject matter.
- ✦ It highlights certain relevant and important areas that deserve our attention and consideration.
- ✦ It is intended to be informal and informative.

# *Introduction*

- ✦ This is the second Resource Note (the first one is on Census Geography)
- ✦ The focus is on the data collected in the 2001 Census
- ✦ The Census database which contains more than 1,700 variables will be the major data source for our analyses, studies and research
- ✦ Therefore, it is important to know what type of data is available, which variable to use and what information is provided

## *Introduction (2)*

- ✦ This note is not to duplicate what is available from Statistics Canada, instead, it highlights a sample of variables that are deemed to be of interest to us
  - by comparing definitions of similar variables (e.g. Aboriginal identity vs. origin, census/economic families)
  - by indicating what type and range of data is available (e.g. number of children in male lone-parent family)
  - by showing the hierarchical relationship of certain variable (e.g. movers and non-movers)
  - by showing how “value” of certain variables are calculated (e.g. average vs. median household/family income, participation vs. unemployment rate)

# *Introduction (3)*

## **PCensus**

- ✦ We use PCensus Database Extractor to identify and select census variables for analysis
- ✦ PCensus Database groups census data by categories (e.g. population, mother tongue, mobility...)
- ✦ PCensus Database is also in Excel format

## **Census Dictionary**

- ✦ For full definition of any Census variable, refer to the on line Census Dictionary  
<http://www12.statcan.ca/english/census01/Products/Reference/dict/appendices/92-378-XIE02002.pdf>

## **Source of Information**

- ✦ Most of the information used in this document came from Statistics Canada website, reports and presentations

# *Who/What is Counted?*

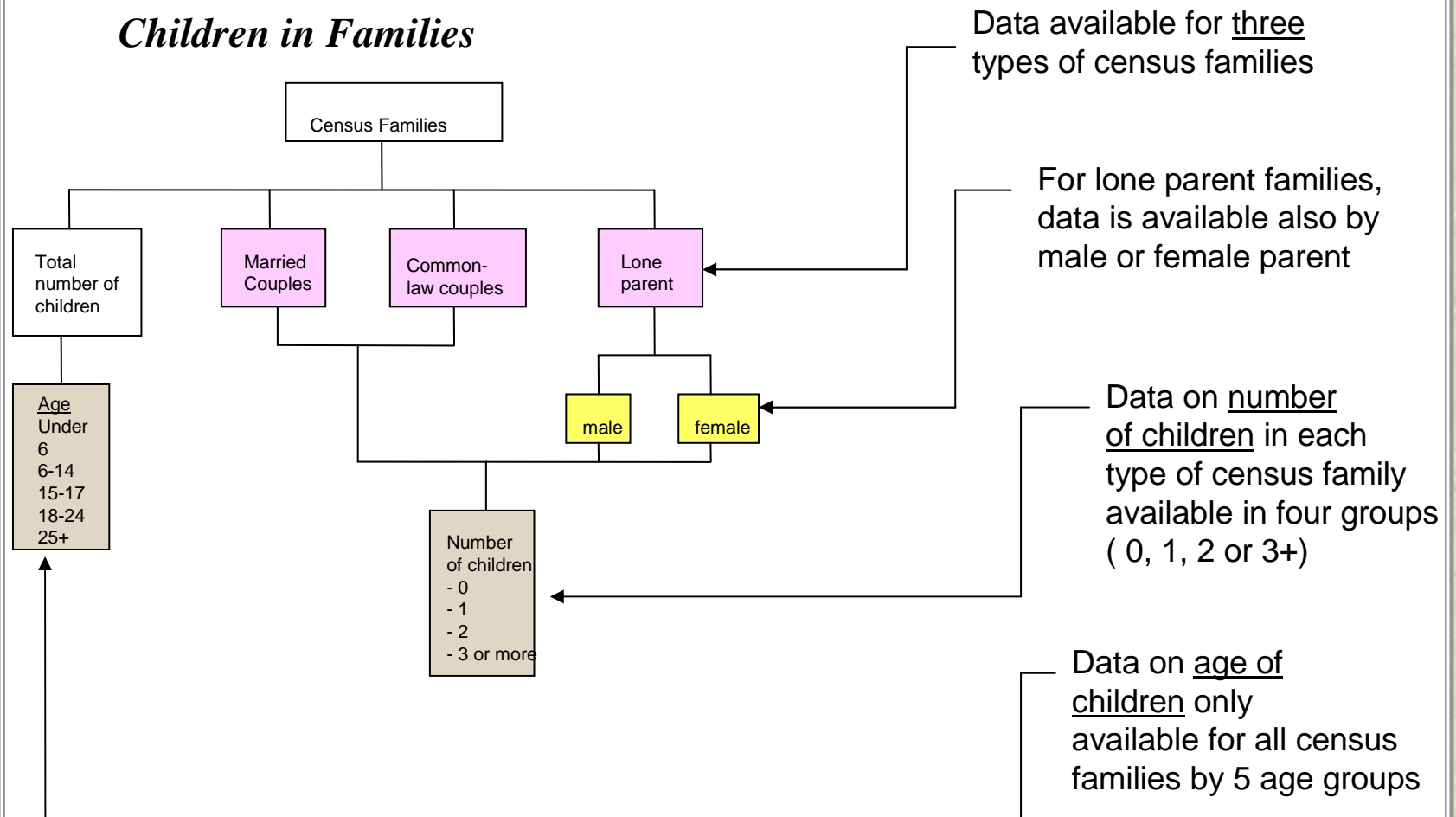
- ✦ The 2001 Census conducted on May 15, 2001 collected information on Canada's population and dwellings.
- ✦ Two questionnaires were used. The short form (2A questionnaire) has 7 questions and covered 80% of households. The long form (2B questionnaire) has 52 questions and covered 20% of households.
- ✦ Statistics Canada grouped the data into four Census Universes:
  - Population
  - Family
  - Household
  - Dwelling

# *Census Variables*

- ✦ Over 1,700 variables are available from the Census Database
- ✦ **Population:** demographic, ethnocultural, language, mobility, schooling, income and labour force...
- ✦ **Family:** composition, structure, type, total income, household living arrangement, income status, Low Income Cut-offs (LICOs)...
- ✦ **Household:** type, size, household maintainer, major payments, rents...
- ✦ **Dwelling:** condition of dwelling, period of construction, rooms, structural type, value of dwelling...

# Example: How to read this diagram?

## Children in Families





# *Population*

## ✦ Sample variables of interest:

- Aboriginal population
- Language
- Immigration
- Labour Force
- Place of work
- Mobility
- Schooling

# *Aboriginal Population*

## *(identify vs. origin)*

### **Aboriginal Identify:**

✳ refers to those persons who reported **identifying** with at least one Aboriginal group (North American Indian, Metis or Inuit (Eskimo) and those who reported a Treaty Indian or a Registered Indian as defined by the Indian Act of Canada and who were members of an Indian Band or First Nation

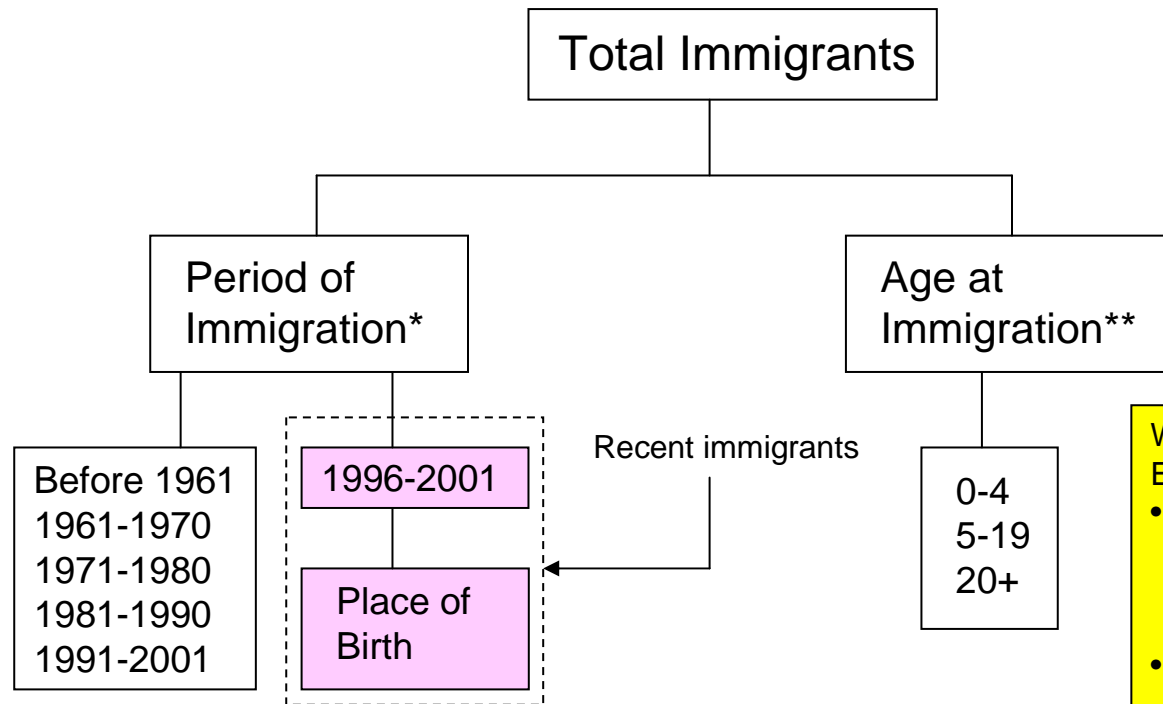
### **Aboriginal Origin:**

✳ refers those persons who reported at least one Aboriginal origin to the ethnic group question (North American Indian, Metis or Inuit). Ethnic origin refers to the ethnic or cultural group(s) to which the respondent's ancestors belong.

# *Language (used at home and work)*

- ✦ **Home language:** Refers to the language spoken most often or on a regular basis at home by the individual at the time of the census.
- ✦ **Knowledge of non-official languages:** Refers to languages, other than English or French, in which the respondent can conduct a conversation.
- ✦ **Knowledge of official languages:** Refers to the ability to conduct a conversation in English only, in French only, in both English and French, or in neither of the official languages of Canada.
- ✦ **Language of work:** Refers to the language used most often at work by the individual at the time of the census. Other languages used at work on a regular basis are also collected.
- ✦ **Mother tongue:** Refers to the first language learned at home in childhood and still understood by the individual at the time of the census.

# *Immigration (when and where)*



What data is available?

Example:

- the number of immigrants who came from another country between 1996 – 2001
- the number of immigrants who came to Canada at the age between 0- 4 yrs

\* period in which landed immigrant status was first obtained

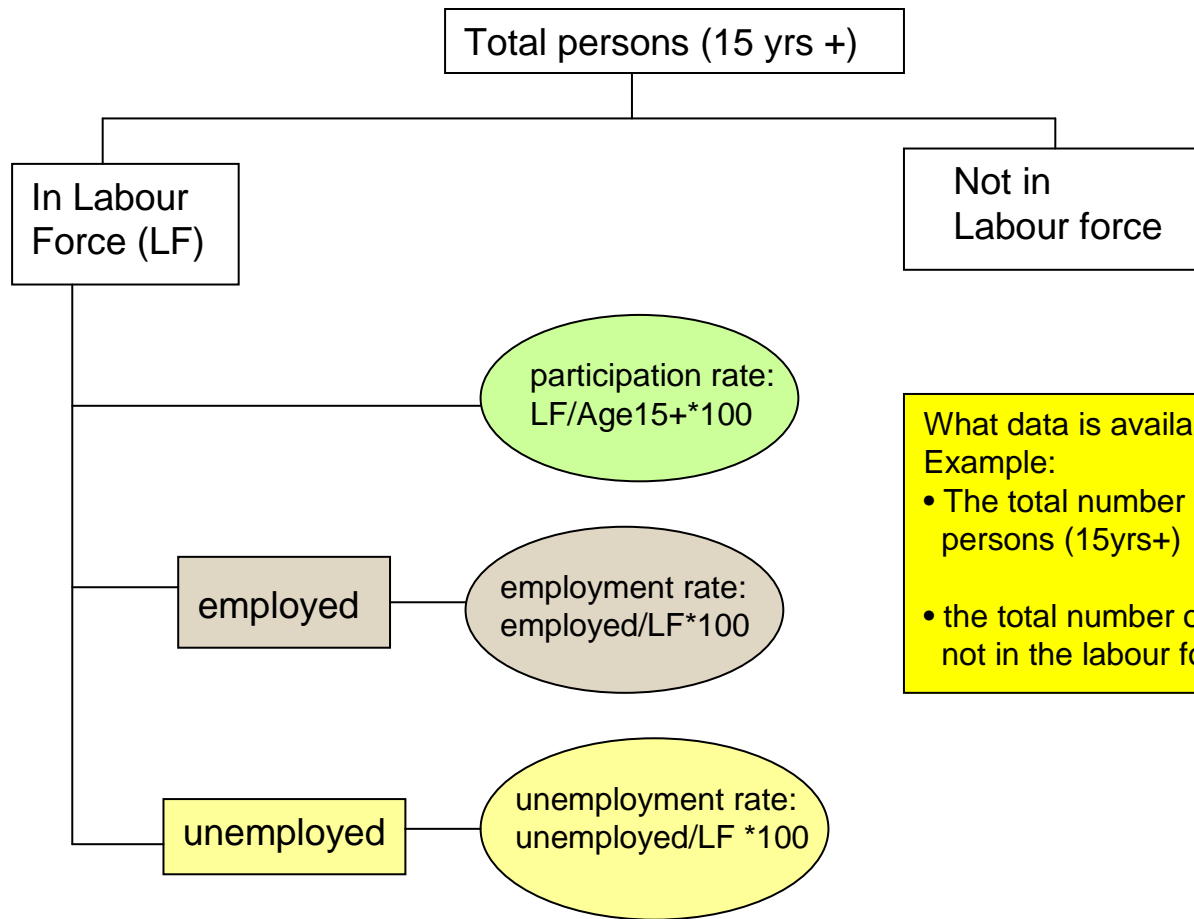
\*\* age at which the respondent first obtained landed immigrant status

# *Labour Force (employed, unemployed, not working)*

- ✦ **Employed:** persons who, during the week prior to Census Day,
  - did any work or all for pay of in self-employment or without pay in a family farm, business or professional practice
  - Were absent from their job or business, with or without pay, for the entire week because of a vacation, an illness, a labour dispute or any other reasons
- ✦ **Unemployed :** persons who, during the week prior to Census Day, were without paid work or without self-employment work and were available for work and either:
  - had actively looked for paid work in the past four weeks, or
  - were on temporary lay-off and expected to return to work, or
  - had definite arrangements to start a new job in four weeks or less
- ✦ **Not in Labour Force:** refers to persons who, in the week (Sunday to Saturday) prior to Census Day, were neither employed nor unemployed. It includes students, homemakers, retired workers, seasonal workers in an “off” season who were not looking for work, and persons who could not work because of long-term illness or disability

# *Labour Force Activity*

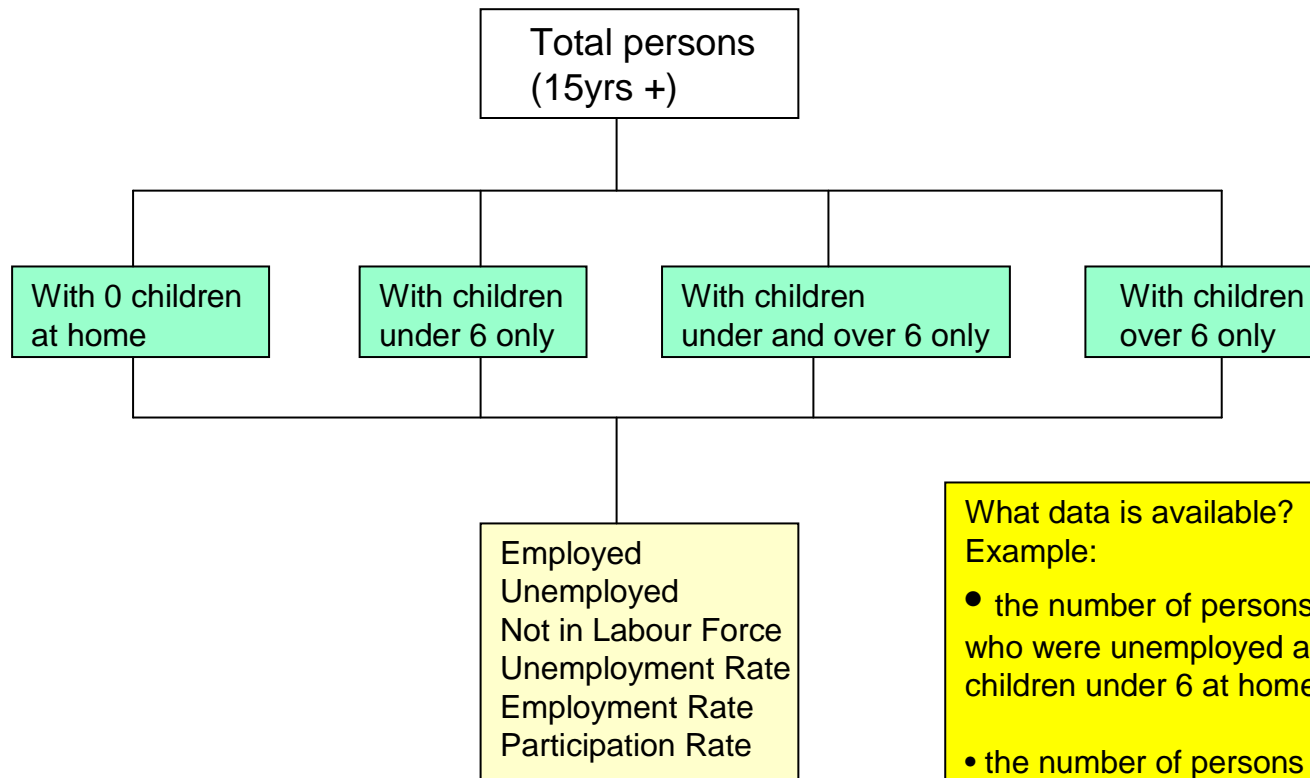
*(participation, employment and unemployment rates)*



What data is available?  
Example:

- The total number of unemployed persons (15yrs+)
- the total number of persons (15yrs+) not in the labour force

# Labour Force Activity/Presence of Children



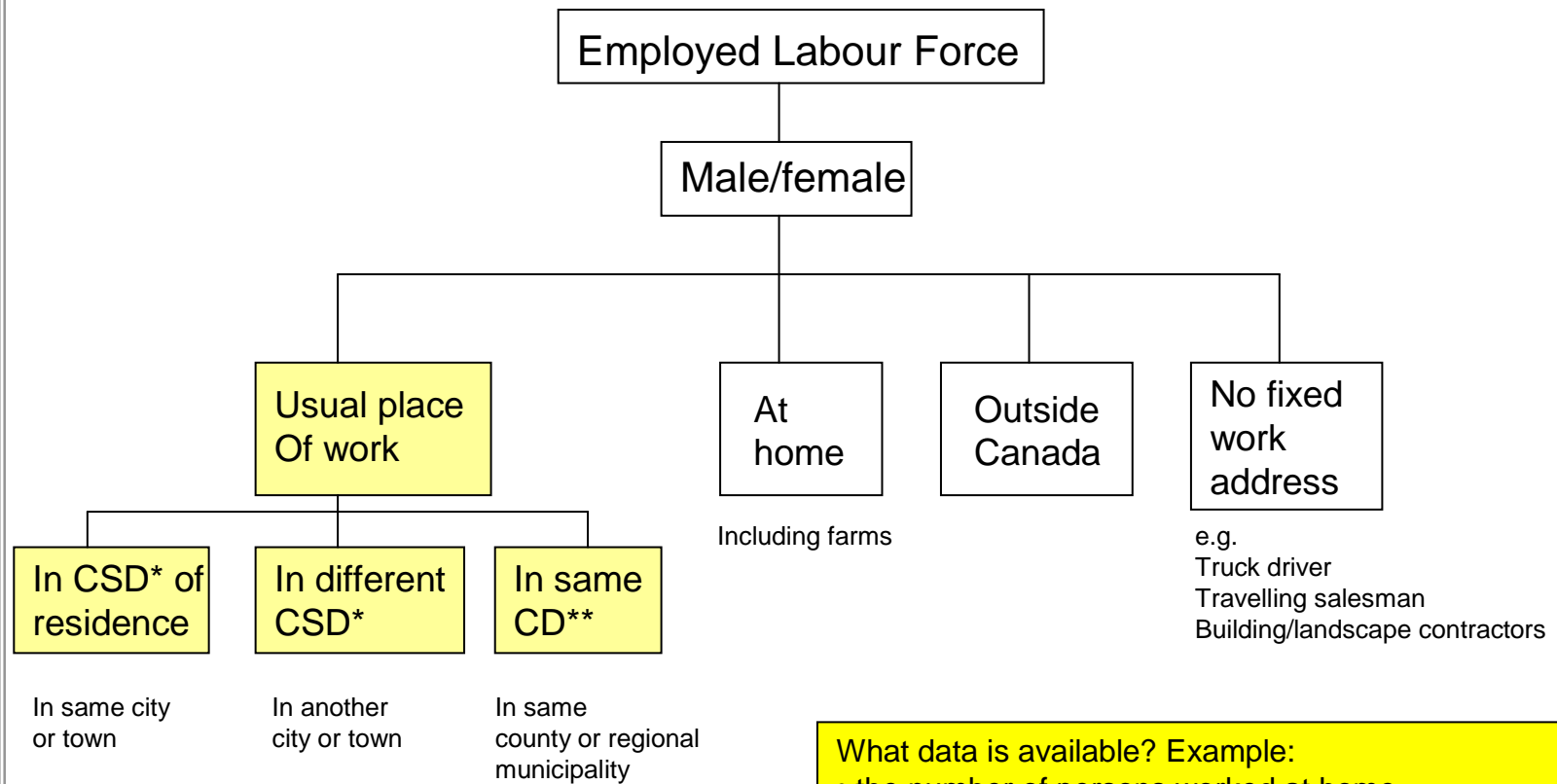
What data is available?

Example:

- the number of persons (15yrs+) who were unemployed and with children under 6 at home
- the number of persons (15yrs+) who were not in the labour force and with children over 6 at home

# Place of Work

(where people worked)



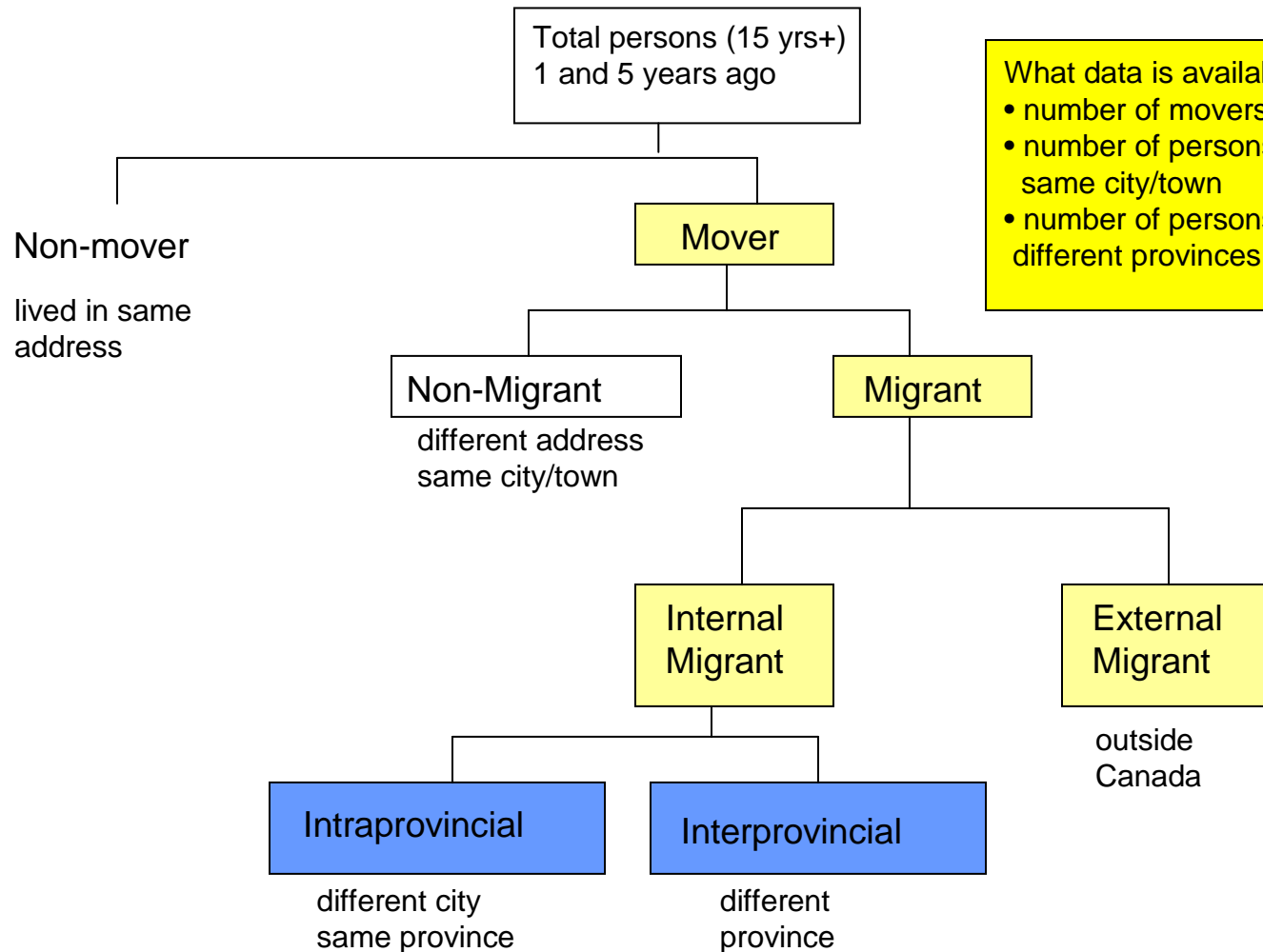
What data is available? Example:

- the number of persons worked at home
- the number of persons worked in another city or town



# Mobility

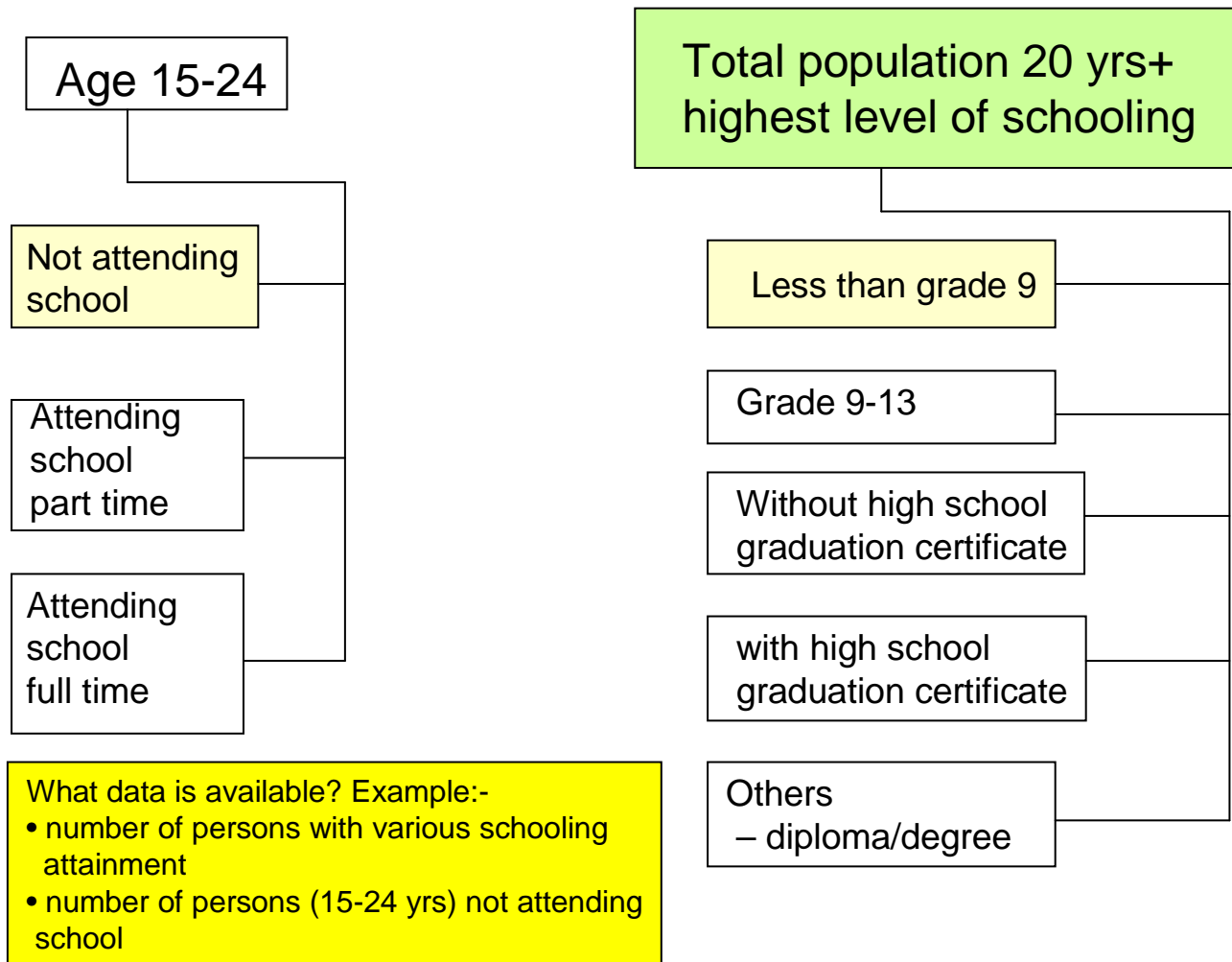
*(where did one live 1 and 5 years ago ?)*



What data is available? Example:-

- number of movers vs non-movers
- number of persons moved within same city/town
- number of persons moved from different provinces

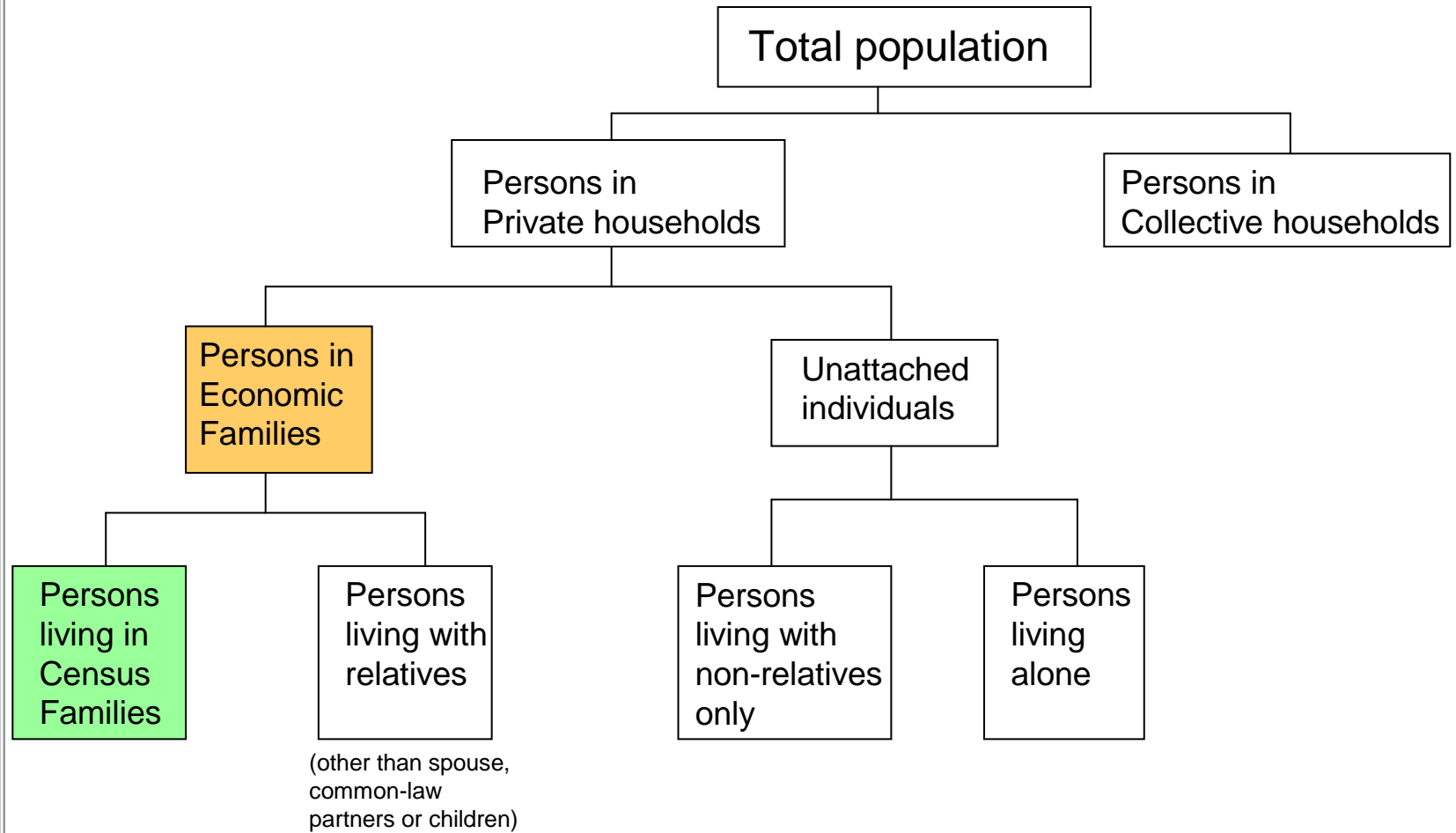
# Schooling



# *Family*

- ✦ Sample variables of interest:
  - Census and Economic Families
  - Children in Families
  - Senior Living Arrangement
  - Income
  - Low Income

# *Census/Economic Families\**

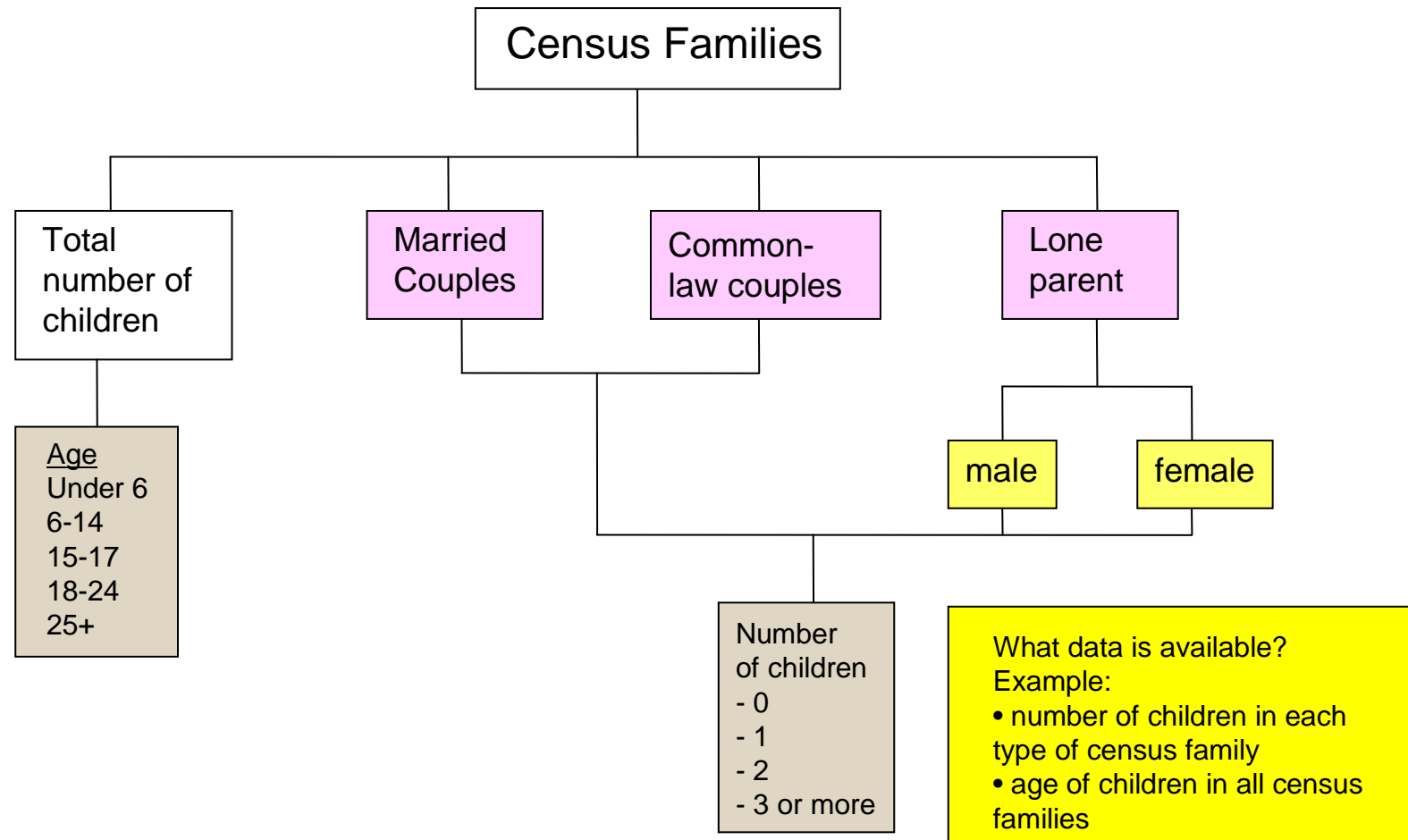


\* Modified from 2001 Census Dictionary

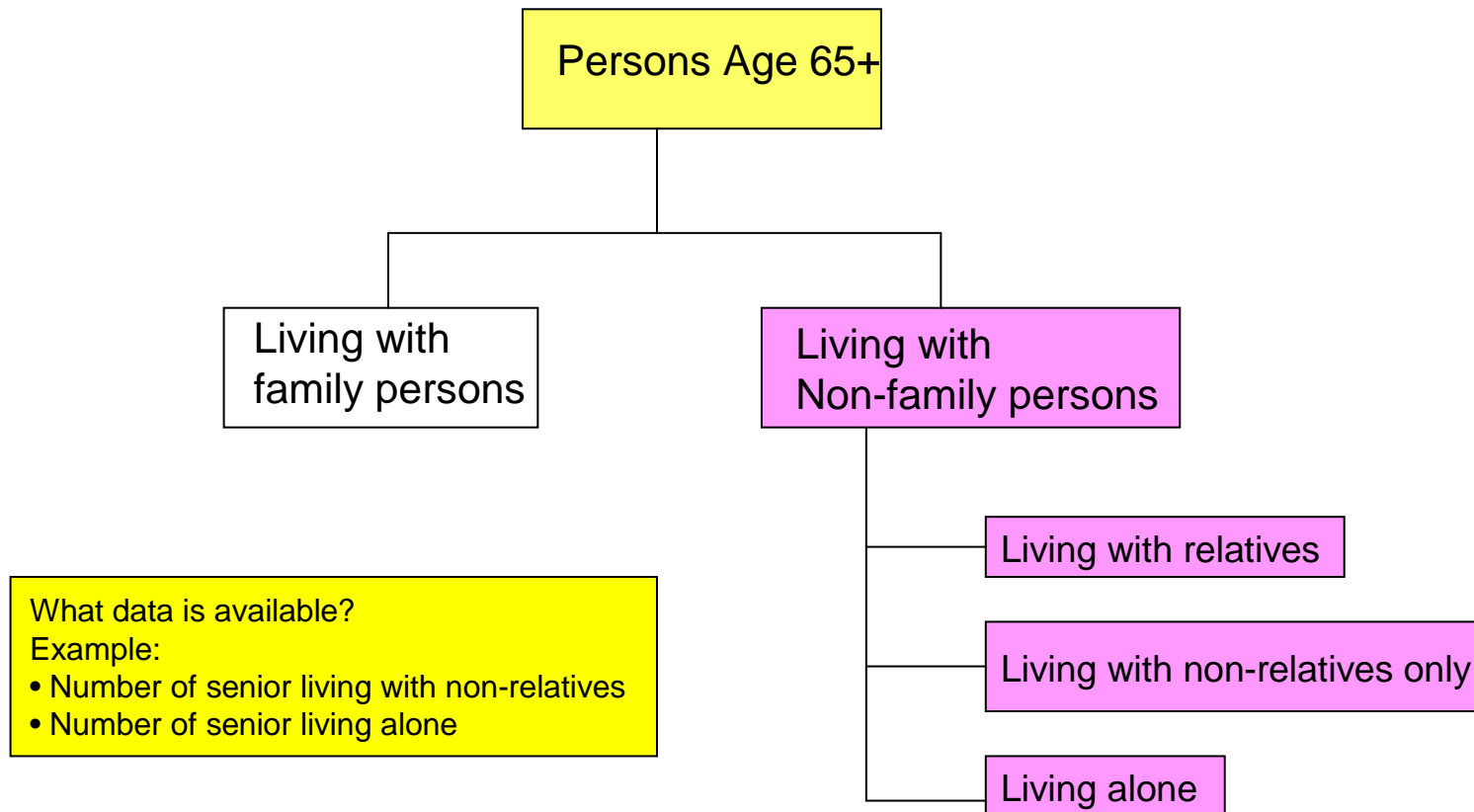
# *Census/Economic Family*

- ✦ The “census family” concept (commonly referred to as the “nuclear family”) groups parents and never-married children in the same dwelling into family units.
- ✦ Economic families consist of all household members that are related by blood, marriage or adoption, forming what may be called “extended families”.
- ✦ The census family concept is useful for studying the impact of social programs on families of different income levels, since eligibility for benefits from a growing number social programs (such as the Child Tax Benefit, Goods and Services Tax Credit, and Guaranteed Income Supplement to the Old Age Security program) are income-tested at the census family level.

# Children in Families

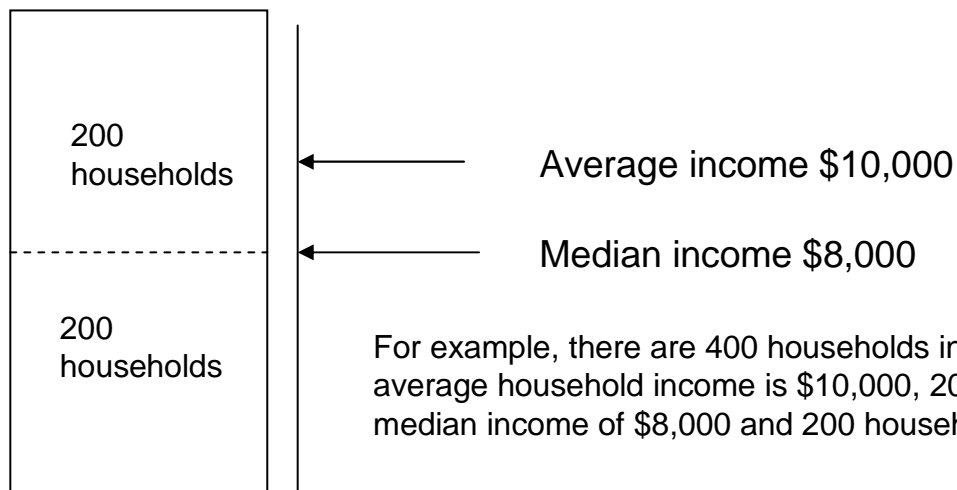


# *Senior Living Arrangement*



# Income

- ✦ **Average household/family income** – the dollar amount obtained by adding up the total income of all household/ family members and dividing this sum by the number of households/families
- ✦ **Median household/family income** – the dollar amount which divides income size distribution into two halves, the incomes of the first half are below the median, while those of the second half are above the median



For example, there are 400 households in Census Tract 101, the average household income is \$10,000, 200 households are below the median income of \$8,000 and 200 households are above



## *Income (2)*

✦ **Government Transfer Payment:** refers to total income from all transfer payments received from federal, provincial or municipal governments during calendar Year 2000. This variable is the sum of the amount reported in

- OAS and GIS
- CPP or QPP benefits
- EI benefits
- Canada Child Tax benefits
- Other income from government sources

# Low Income

- ✦ **Incidence of Low Income:** Percentage of economic families or unattached individuals who spend 20% more than average on food, shelter and clothing
- ✦ **Low Income Cut-Offs (LICO):** Income levels at which families or unattached individuals spend 20% more than average on food, shelter and clothing

Low Income Cut-offs for Economic Families and Unattached Individuals, 2000

Family size	Size of Area of Residence				
	500,000 or more	100,000 to 499,999	30,000 to 99,999	Small urban regions	Rural (farm and non-farm)
1	18,371	15,757	15,648	14,561	12,696
2	22,964	19,697	19,561	18,201	15,870
3	28,560	24,497	24,326	22,635	19,738
4	34,572	29,653	29,448	27,401	23,892
5	38,646	33,148	32,917	30,629	26,708
6	42,719	36,642	36,387	33,857	29,524
7+	46,793	40,137	39,857	37,085	32,340

## *Household vs. Dwelling*

- ✦ A **household** refers to person or persons who occupy a dwelling (e.g. a household has three persons)
- ✦ A **dwelling** refers to physical attributes of a set of living quarters (e.g. a dwelling has three rooms)

# *Shelter Cost*

- ✦ Average gross monthly rent
- ✦ Average owner's major payment
- ✦ Tenant households spending *30% or more of total monthly household income* on rent (includes monthly rent and cost of electricity, heat and municipal services)
- ✦ Owner households spending *30% or more of total monthly household income* on major payment (includes monthly mortgage payment and cost of electricity, heat and municipal services)
- ✦ Number of household maintainers – number of persons in a household who pay the rent or mortgage, or the taxes, or the electricity bills and so on, for the dwelling

# *Condition of Dwelling*

- ✦ Condition of Dwelling refers to whether, in the judgment of the respondent, the dwelling requires any repairs (excluding desirable remodeling or additions)
  - *Regular maintenance* refers to painting, furnace cleaning, etc
  - *Minor repairs* refer to the repair of missing or loose floor ties, bricks or shingles, defective steps, railing or siding, etc
  - *Major repairs* refer to the repair of defective plumbing or electrical wiring, structural repairs to walls, floors or ceilings, etc.

# *Value of Dwelling*

- ✦ Refers to the dollar amount expected by the owner if the dwelling were to be sold
- ✦ The value of the entire dwelling includes the value of the land it is on and of any other structure, such as a garage, which is on the property. If the dwelling is located in a building which contains several dwellings, or a combination of residential and business premises, all of which the household owns, the value is estimated as a portion of the market value that applies to the dwelling in which the household resides
- ✦ The Average Value of Dwelling is available

# *Community Profiles – free information*

- ✦ If you want to look at certain census data at the community level, try 2001 Community Profiles:

<http://www12.statcan.ca/english/profil01/PlaceSearchForm1.cfm>

- ✦ The following profiles are available:

- 2001 Community Profiles for all communities
- 2001 Aboriginal Population Profile
- 2001 Aboriginal Peoples Survey Community Profiles

- ✦ Each profile contains a map and selected census data:

- population, age, sex, education, earnings and work, income,
- families and dwellings, religion...

# *What Have We Learned?*

- ✦ 2001 Census is our major data source for studies and analyses
- ✦ The census data are grouped into four census universes: population, family, household and dwelling
- ✦ On-line Census Dictionary where to find definition of census variables
- ✦ A more detailed look at some selected variables in each universe in terms of definition, data type and range, hierarchical relationship with other variables, calculated values.
- ✦ Free information on Community Profile



# *Any questions or comments?*

Please contact me at:

Richard Lau

Training Coordinator

2001 Census Consortium Project

Email: [rlau@cdhalton.ca](mailto:rlau@cdhalton.ca)

Phone: 905-632-1975, 878-0955

Fax: 905-632-0778

*Thank You*